



# Outside Air Kit

sku# 99200139

## Compatibility:

• All Lopi Wood Stoves

• Deerfield Pellet Stove

• Foxfire Pellet Stove

## Packing List:

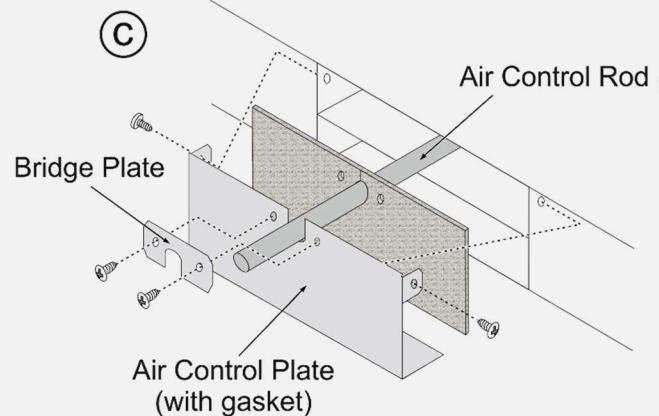
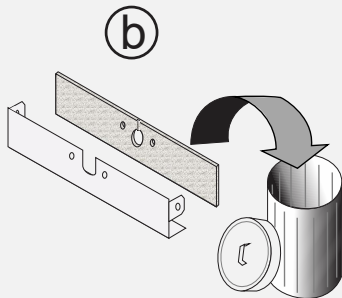
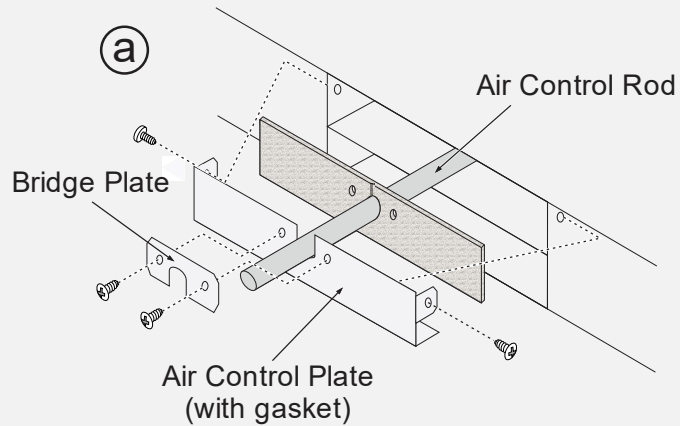
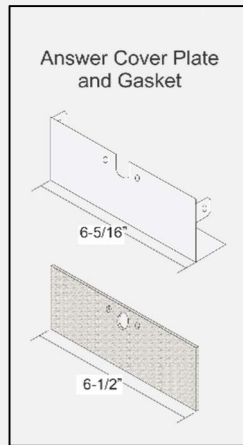
- Outside Air Duct Assembly
- Hood (includes rodent screen)
- Flashing
- 3" Duct (4' long)
- (2) Hose Clamps
- (2) 1" Wood Screws
- (2) #8 Screws (for securing air duct assembly to stoves with legs).
- (2) 1-1/2" Wood Screws
- (2) Drywall Anchors (for securing the hood and flashing)
- Answer Cover Plate and Gasket

## Cover Plate (ANSWER ONLY)

When using outside air with the Answer stove, a replacement cover plate is required to ensure combustion air is drawn from below.

### Cover Plate Replacement

- Remove the bridge plate – Remove the (2) screws that secure the bridge plate to the air control plate (set aside for reinstallation). Remove the air control plate and gasket – Remove the (2) screws that secure the air control plate to the air control.
- Discard the stock air control plate and gasket.
- Install the replacement air control plate and gasket – secure the plate and gasket to the air control using the (2) screws removed in step (a). Reinstall the bridge plate and secure using the screws removed in step (a).



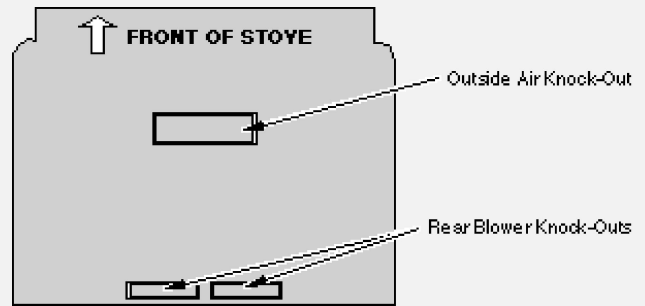


# Outside Air Kit

sku# 99200139

## Outside Air Knock-Out (ANSWER ONLY)

Remove the forward knock-out on the bottom of the stove.



## Installation

