

PROBUILDER CLEAN FACE SERIES™

FIREPLACE
XTROORDINAIR



The Right Fireplace Company For You

"For over forty years we have been passionate about the science and art behind making beautiful fireplaces for homes in North America. We utilize the finest materials and subject them to vigorous testing standards to make a fireplace that stands up to the rigors of time.

Fireplace Xtrordinair® fireplaces are the best money can buy. We have a worldwide reputation for award-winning innovations in fireplace design, and yet the most significant recognition to me is when a family entrusts us to be their fireplace of choice.

Take your time, enjoy looking through this catalog, and keep the home fires burning."



A stylized, handwritten signature in white ink, reading "Kurt W. F. Rumens".

Kurt W. F. Rumens,
President & Director of Product Design
Travis Industries, House of Fire

Cover Image: The ProBuilder 36 Clean Face Deluxe is shown with the Black Glass Fireback and High Definition 10 Piece Birch Log Set.



The ProBuilder 42 Clean Face is shown with the Black Glass Fireback, Optional Ember-Glo™ and 8 Piece Basic Oak Log Set.

Taking *Clean Face* Fireplaces to a Whole New Level

The ProBuilder Series™ of Clean Face fireplaces gives you MORE HEAT FOR LESS MONEY; that's more features and benefits than any other value-priced gas fireplaces available, making them a beautiful and economical way to heat your home.

We use the term "clean face" to describe a style of fireplace that features a simple trim rather than grills or decorative designer facing. This "clean face" look focuses all the attention on the tall, elegant profile and beautiful fire of the ProBuilder.

The ProBuilder Clean Face is designed with an angled firebox to provide radiant heat through the huge fire-viewing glass, plus natural convection from the five-sided convection chamber to deliver optimum warmth with or without the use of a fan.

ProBuilder 36 Clean Face Models

The ProBuilder 36 is available in your choice of three models: Basic MV, Basic GSB, or Deluxe. These models are identical when it comes to construction and heating capacity. Each one, however, offers its own unique features to accommodate your individual taste and lifestyle.

Basic MV: The Millivolt (MV) model features a On Demand Standing Pilot system where the pilot flame stays lit at all times. This model is a great choice for anyone who desires a simple heat source that does not require power for installation and operation.

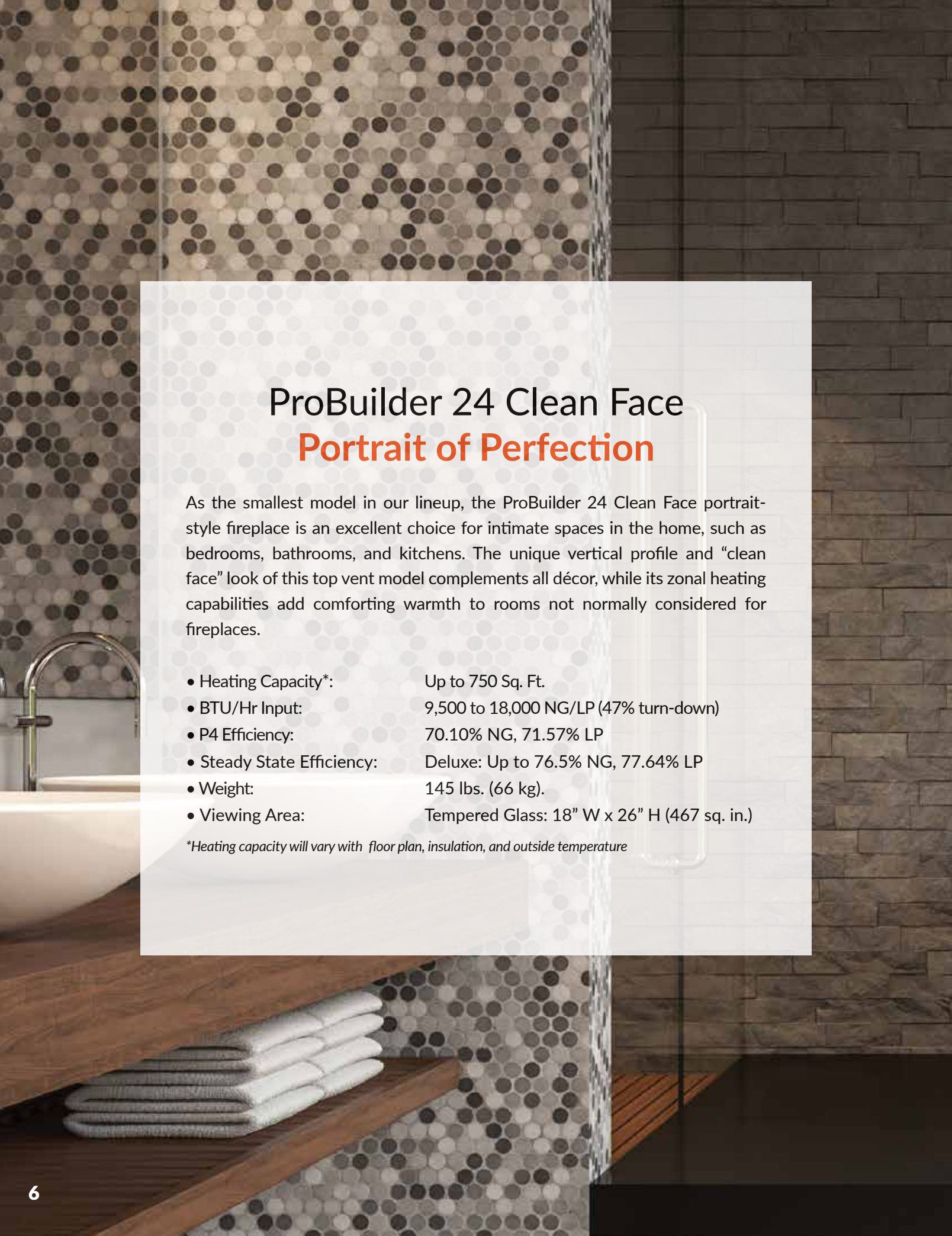
Basic GSB: The GreenSmart® Basic (GSB) model is an excellent energy-efficient choice. This model conserves fuel with a GreenSmart® pilot system that automatically lights the fireplace when heat is called for, and turns off the fireplace when no heat is needed.

Deluxe: The Deluxe is our full feature GreenSmart® model. Just as the name "Deluxe" implies, this model includes enhanced performance features and aesthetic choices not available on the other two models.

Right Image: The ProBuilder 36 Clean Face Deluxe is shown with the Common Brick Fireback and High Definition 10 Piece Oak Log Set.







ProBuilder 24 Clean Face Portrait of Perfection

As the smallest model in our lineup, the ProBuilder 24 Clean Face portrait-style fireplace is an excellent choice for intimate spaces in the home, such as bedrooms, bathrooms, and kitchens. The unique vertical profile and “clean face” look of this top vent model complements all décor, while its zonal heating capabilities add comforting warmth to rooms not normally considered for fireplaces.

- Heating Capacity*: Up to 750 Sq. Ft.
- BTU/Hr Input: 9,500 to 18,000 NG/LP (47% turn-down)
- P4 Efficiency: 70.10% NG, 71.57% LP
- Steady State Efficiency: Deluxe: Up to 76.5% NG, 77.64% LP
- Weight: 145 lbs. (66 kg).
- Viewing Area: Tempered Glass: 18" W x 26" H (467 sq. in.)

**Heating capacity will vary with floor plan, insulation, and outside temperature*



The ProBuilder 24 Clean Face Deluxe is shown with the Black Glass Fireback, High Definition 10 Piece Birch Log Set, and Lower Trim.



The ProBuilder 36 Clean Face GSB is shown with the Black Glass Fireback, 8 Piece Basic Oak Log Set, Optional Ember-Glo™, Optional CoolSmart TV Wall™.



ProBuilder36 Clean Face

A Room with a View

The ProBuilder 36 Clean Face represents the mid-sized model in our collection. This top vent fireplace is ideal for providing supplemental heat to individual rooms in the home, like family rooms and dens. The “clean face” style of this model features a sleek decorative trim rather than grills or facing.

- Heating Capacity*: Up to 1,150 Sq. Ft.
- BTU/Hr Input: MV/GSB: 13,000 to 25,000 NG (48% turn-down)
12,000 to 24,000 LP (50% turn-down)
Deluxe: 5,000 to 25,000 NG (80% turn-down)
6,000 to 24,000 LP (75% turn-down)
- P4 Efficiency: MV: 73.77% NG, 75.33% LP
GSB: 74.78% NG, 76.41% LP
Deluxe: 75.75% NG, 77.43% LP
- Steady State Efficiency: MV/GSB: Up to 82.66% NG, 84.06% LP
Deluxe: Up to 83.81% NG, 85.88% LP
- Weight: 170 lbs. (77 kg).
- Viewing Area: Tempered Glass: 30-1/8" W x 26-1/8" H (785 sq. in.)

**Heating capacity will vary with floor plan, insulation, and outside temperature*



The ProBuilder 36 Clean Face See-ThruDeluxe is shown with the Black Glass Fireback, and Birch Log Set.

ProBuilder 36 Clean Face See-Thru Two Sides To Your Story

The ProBuilder 36 Clean Face See-Thru Deluxe is the perfect choice for anyone wanting to divide a large living space or integrate two separate rooms. The unique see-thru design of this fireplace adds visual depth and dimension to any space, while showcasing two stunning views of the fire. The ProBuilder 36 See-Thru is ideal for providing supplemental warmth to mid-sized homes and living spaces.

- Heating Capacity*: Up to 1,800 Sq. Ft.
- BTU/Hr Input: 11,000 to 37,500 NG (73% turn-down)
10,000 to 37,500 LP (70% turn-down)
- P4 Efficiency: 68.5% NG, 68.4% LP
- Steady State Efficiency: Up to 78.77% NG, 80.16% LP
- Weight: 300lbs. (137 kg).
- Viewing Area: Tempered Glass: 30-1/8" W x 26-1/8" H x 2 sides
(1,570 sq. in.)

**Heating capacity will vary with floor plan, insulation, and outside temperature*



The ProBuilder 42 Clean Face Deluxe is shown with the Common Brick Fireback, High Definition Bon-Fyre™ Log Set and CoolSmart TV Wall™.

ProBuilder 42 Clean Face Deluxe Clean Contemporary

Great rooms and grand spaces ready for a bold statement are perfectly suited for the ProBuilder 42 Clean Face! Representing the largest model in our lineup, this fireplace provides stunning beauty and warmth to large homes and gathering places. The “clean face” look of this model resembles a traditional masonry fireplace and allows tile or other non-combustible finishes to be installed right up to the glass frame.

- Heating Capacity*: Up to 1,750 Sq. Ft.
- BTU/Hr Input: 8,000 to 35,000 NG (77% turn-down)
7,500 to 35,000 LP (79% turn-down)
- P4 Efficiency: 70.11% NG, 71.34% LP
- Steady State Efficiency: Up to 77.71% NG, 79.11% LP
- Weight: 240 lbs. (109 kg).
- Viewing Area: Tempered Glass: 36" W x 31" H (1,112.8 sq. in.)

**Heating capacity will vary with floor plan, insulation, and outside temperature*



ProBuilder 36 Clean Face MV Models

No power required to install and operate.

Standard Features

- Millivolt On Demand Continuous Pilot with Piezo Igniter
- No Power Required - Batteries are required with optional remote. 110 V power is required with optional Fan or Ember-Glo™.
- ON/OFF Wall Switch
- 8 Piece Basic Oak Log Set
- Easy Access Controls



Access controls are below fireviewing glass. Contains Pilot Control, Flame Height Adjustment, Piezo Igniter and Burner ON/OFF.

ProBuilder 36 Clean Face GSB Models

Features an economical electronic ignition system.

Standard Features

- On Demand Standing Pilot or Basic GreenSmart® Ignition Modes
- 110 V Power Required, Built-in Automatic Battery Backup
- ON/OFF Wall Switch
- 8 Piece Basic Oak Log Set
- Easy Access Controls



Access controls are below fireviewing glass. Contains Flame Height Adjustment, Choice of Continuous Pilot Mode or GreenSmart® Ignition Mode and Burner ON/OFF.

Optional Accessories for 36 ProBuilder Clean Face MV & GSB Models

Basic GreenSmart® Wireless Thermostat Remote Control



Manual Setting

ON/OFF controls.

Thermostat Setting

Fireplace turns ON/OFF to maintain your desired home/room temperature.

Convection Fan

Variable speed 180 CFM* fan helps increase the natural convection of heated air into the room as it circulates around the firebox and glass frame. The fan speed is manually controlled by a rheostat dial. *Cubic Feet Per Minute

Wired Wall Timer

The wired wall timer allows you to set the shut off time of your fireplace in 30 minute increments with a two hour maximum time limit. Ideal for rentals, apartments, and commercial applications.

Ember-Glo™

Ember-Glo™ combines adjustable halogen under-lighting with colored glass and embers to provide an amazingly realistic ember bed effect. ON/OFF and brightness are controlled manually with a rheostat dial.





ProBuilder Clean Face Deluxe Models

Includes a combination of incredible exclusive features.

Standard Features

- On Demand Standing Pilot or GreenSmart® Ignition Modes
- Ember-Glo™ Halogen Under-lit Accent Lighting
- 110 V Power Required, Built-in Automatic Battery Backup
- 180 CFM Variable Speed Convection Fan
- Choice of Log Sets, High Definition 10 piece Oak or Birch, and Birch Bon-Fyre™ (42 Deluxe only)
- All Functions Are Controlled From the GreenSmart® Remote

Standard GreenSmart® Multi-Function Wireless Thermostat Remote Control



- Thermostat and Smart Thermostat Modes
- Flame Adjustment (6 Levels)
- Change Between GreenSmart® and Continuous Pilot Modes
- Fan Operation
- Ember-Glo™ ON/OFF
- Comfort Control™ ON/OFF (Not available on the 24 Deluxe Model)

GreenSmart® Multi-Function Controls



Manual Setting

ON/OFF and all other features.

Thermostat Setting

Fireplace turns ON or OFF to maintain your desired home/room temperature.

Smart Thermostat Setting

Fire height will adjust automatically (up, down or OFF) to maintain your temperature while allowing you to view the fire more often. A greener way to heat.



Flame Adjustment

Adjust the height/heat of the flame. 6 levels of flame heights to choose from in manual mode.



Ember-Glo™

Ember-Glo™ combines adjustable halogen under-lighting with colored glass and embers to provide an amazingly realistic ember bed effect. Brightness is controlled manually with a rheostat dial. The remote control operates the ON/OFF function.



Comfort Control™

Turn off the back burner to lower the BTU input (up to 70%). This allows you to burn less gas on mild days when you want to enjoy a fire and not heat your living area.



Convection Fan

Circulate room air around the firebox and deliver heated air into your home. Six speeds to choose from.



Safely Add A TV Above Your Fireplace With The Optional CoolSmart TV Wall™ Kit



- A** Cool room air is naturally pulled into the bottom of the convection chamber surrounding the firebox.
- B** If the convection fan is turned on, the heated air is returned to the room above the fireviewing glass.
- C** The CoolSmart TV Wall™ Kit allows a TV to be safely installed above the fireplace, either flush or recessed up to 4-1/4" into the wall.

Front Vent Version



- D** If the fan is turned off, cool room air and the majority of the heated convection air are naturally drawn up through the CoolSmart Heat Vent(s) and returned to the room above the TV. This reduces the height the TV needs to be installed above the fireplace.

ProBuilder 24 Deluxe Clean Face Log Sets



Classic Oak
High Definition
10 Piece



Birch
High Definition
10 Piece

ProBuilder 36 Clean Face Log Sets

ProBuilder 36 MV



Basic Oak
High Definition
8 Piece

ProBuilder 36 GSB



Classic Oak
High Definition
10 Piece



Birch
High Definition
10 Piece

ProBuilder 36 See-Thru



Classic Oak
High Definition
19 Piece



Birch
High Definition
19 Piece

ProBuilder 42 Clean Face Log Sets



Basic Oak
High Definition
8 Piece



Classic Oak
High Definition
10 Piece



Birch
High Definition
10 Piece

Optional Firebacks

Personalize the inside of your fireplace with one of our firebacks



Common Brick Fireback

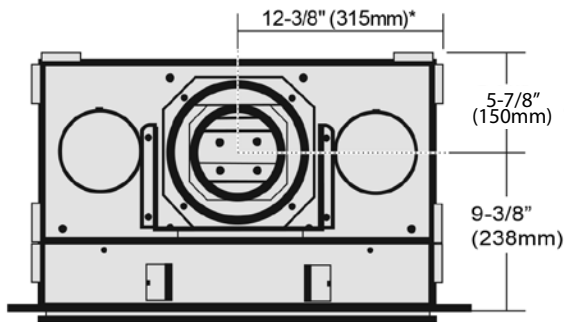
The Common Brick Fireback boasts a warm and inviting traditional brick pattern, creating a classic ambiance in your home. The rich, earthy tones of the bricks add character and a touch of rustic elegance to your fireplace.



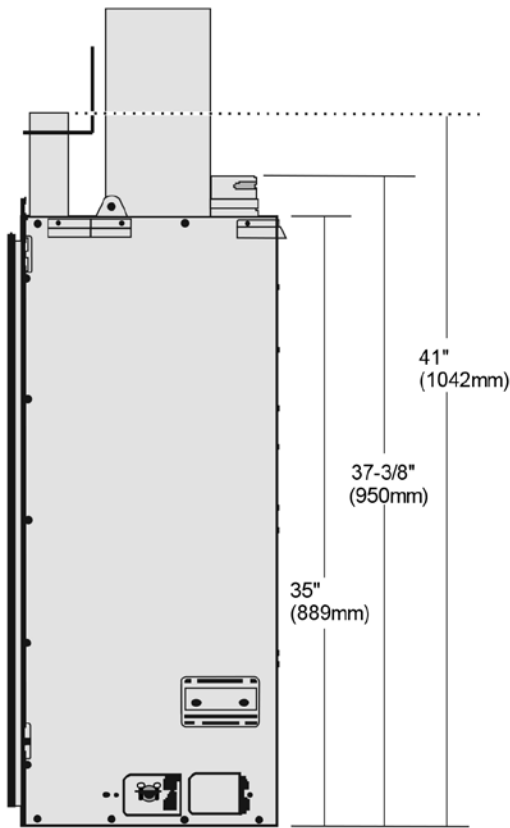
High Gloss Black Glass Fireback

Our High Gloss Black Glass Fireback, a sleek and modern addition to elevate your fireplace to new heights of contemporary style. Crafted with precision and sophistication, this fireback not only enhances the aesthetics of your fireplace but also brings a reflective element that adds a touch of luxury to your living space.

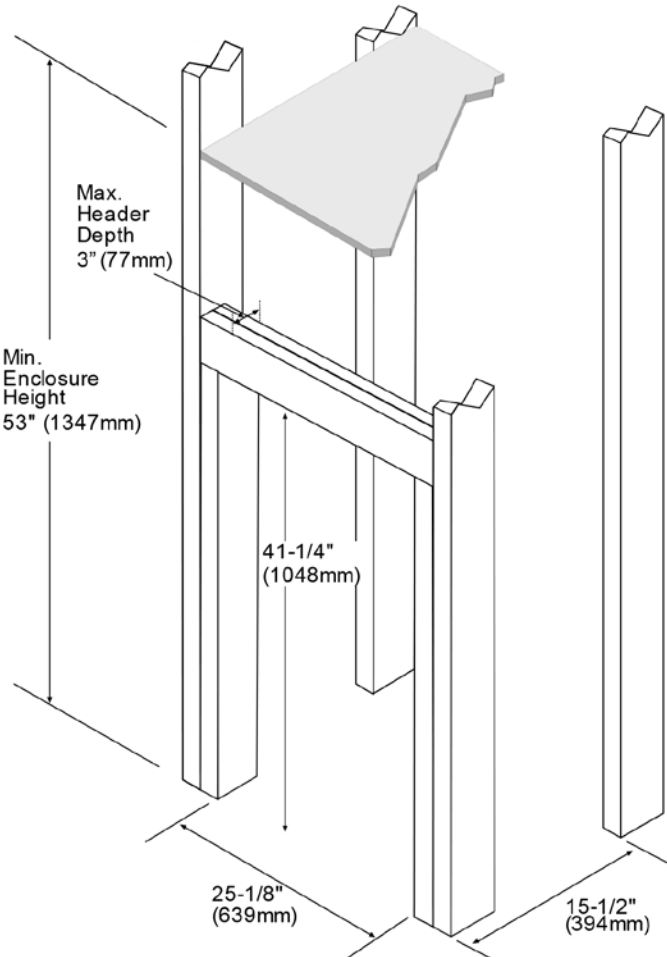
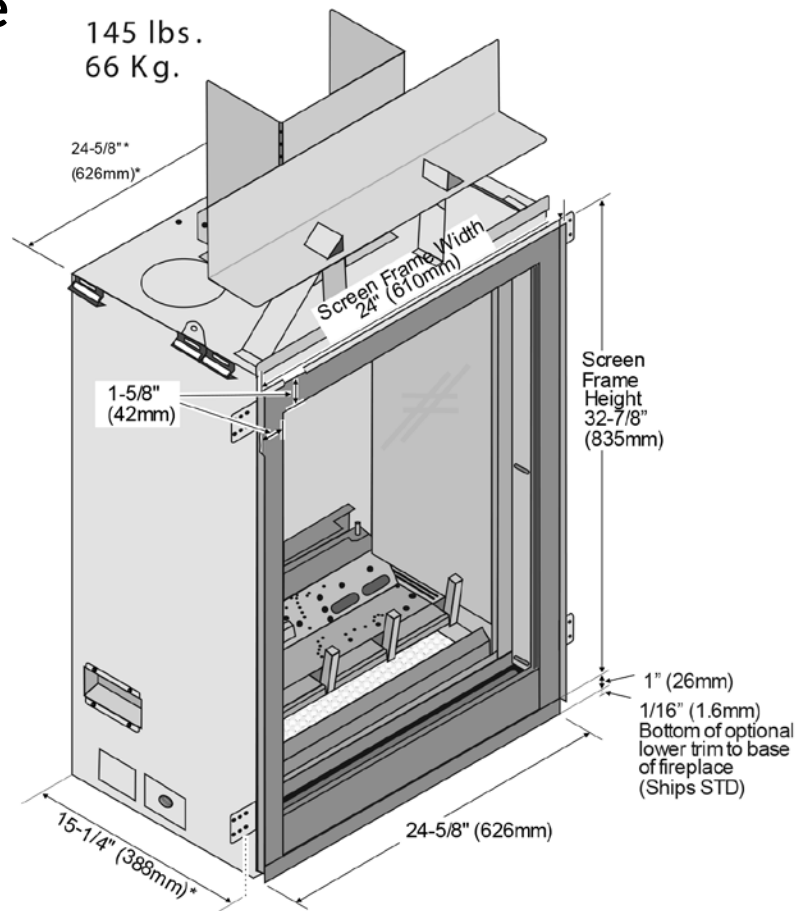
ProBuilder™ 24 Clean Face Framing Guide



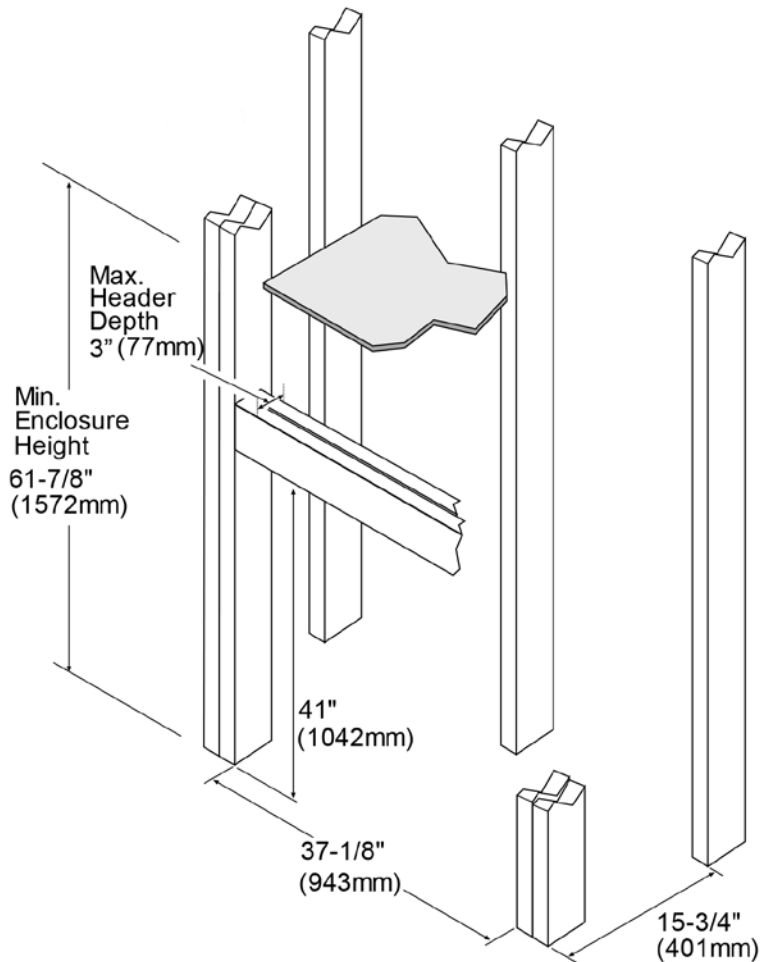
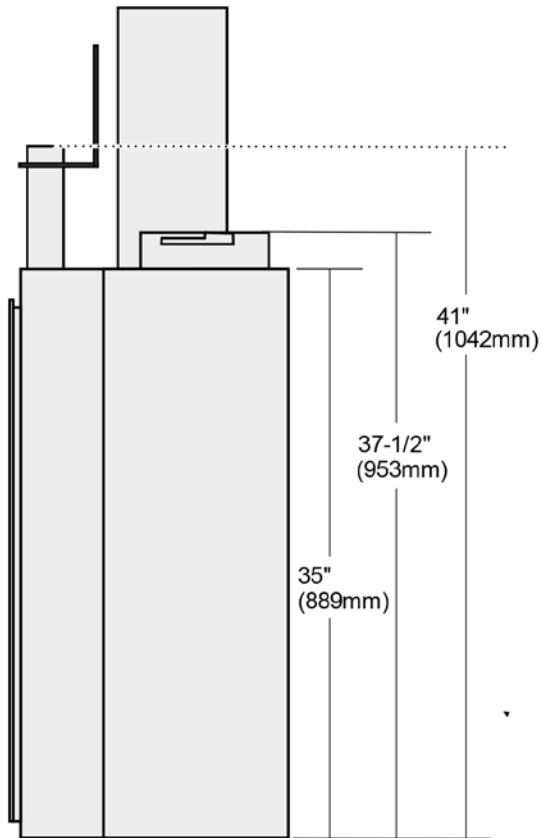
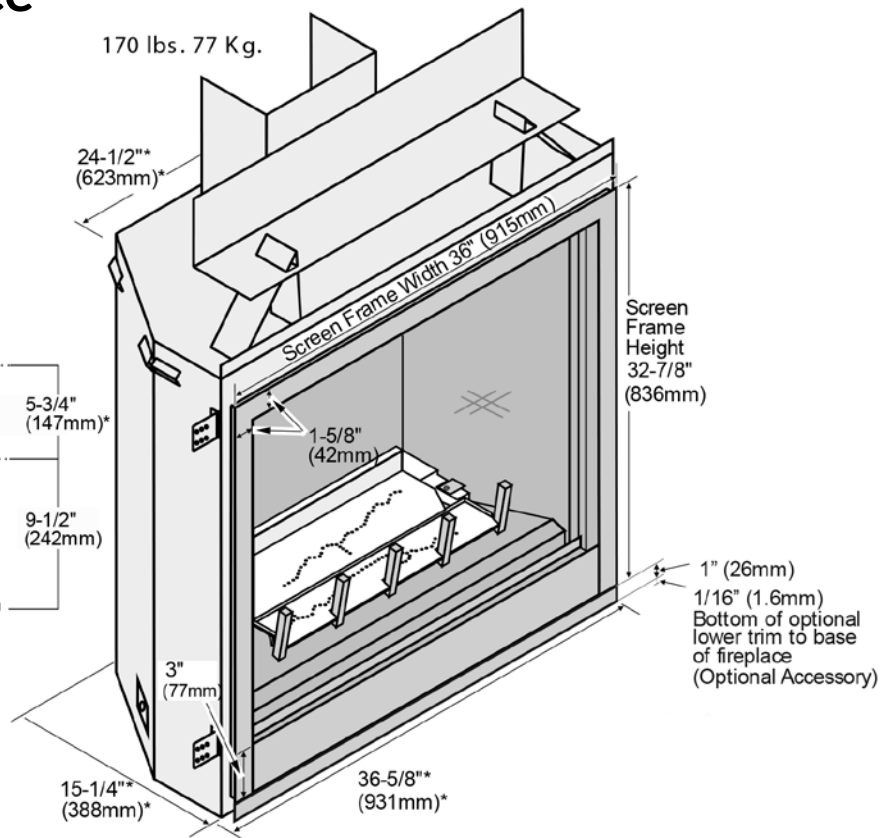
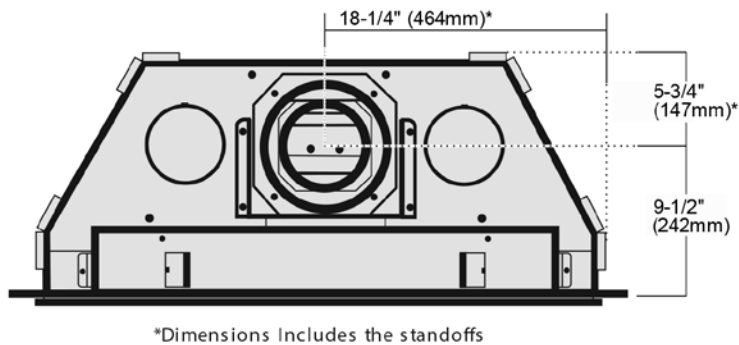
*Dimensions Includes the standoffs



Installation Manual

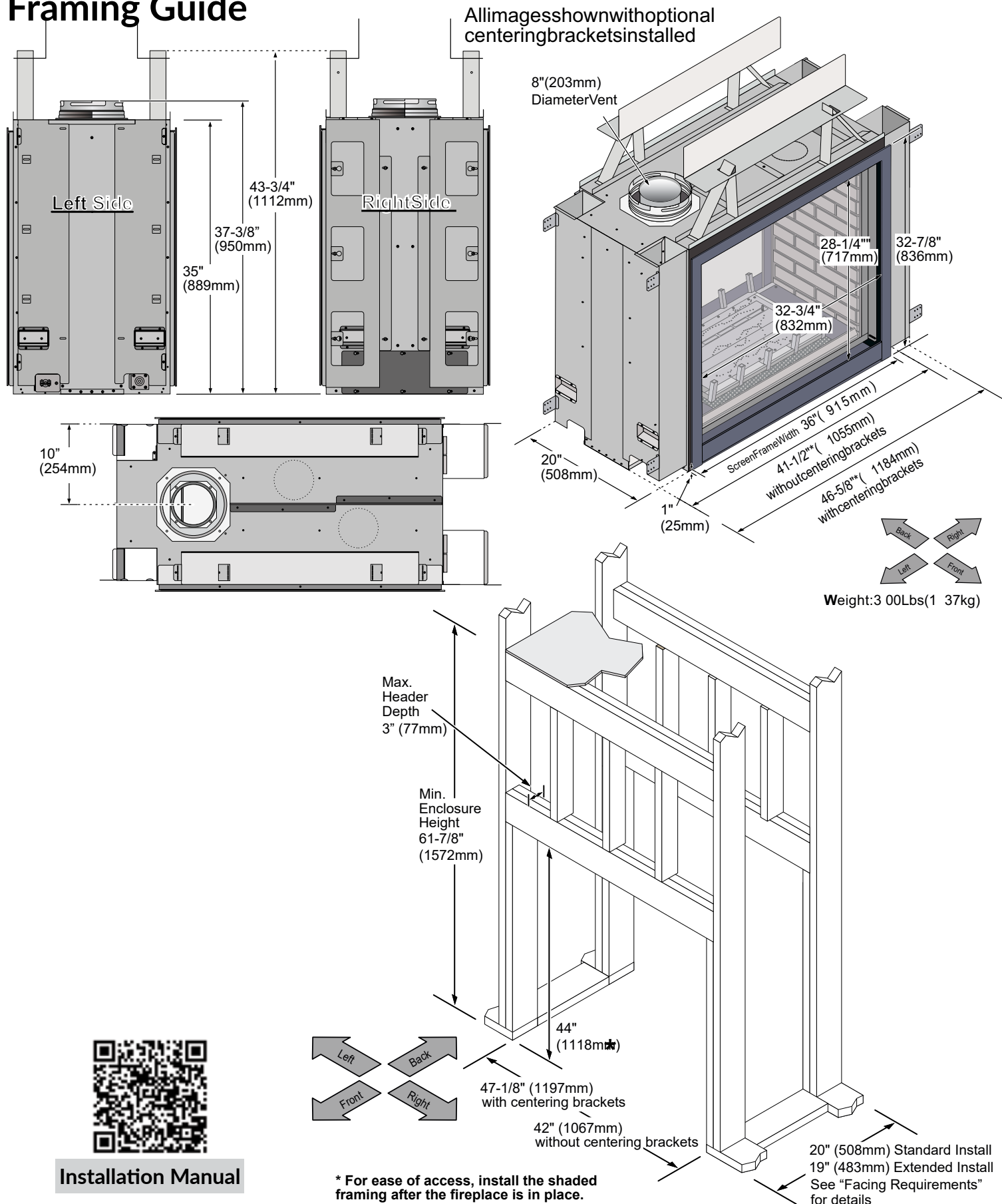


ProBuilder™ 36 Clean Face Framing Guide

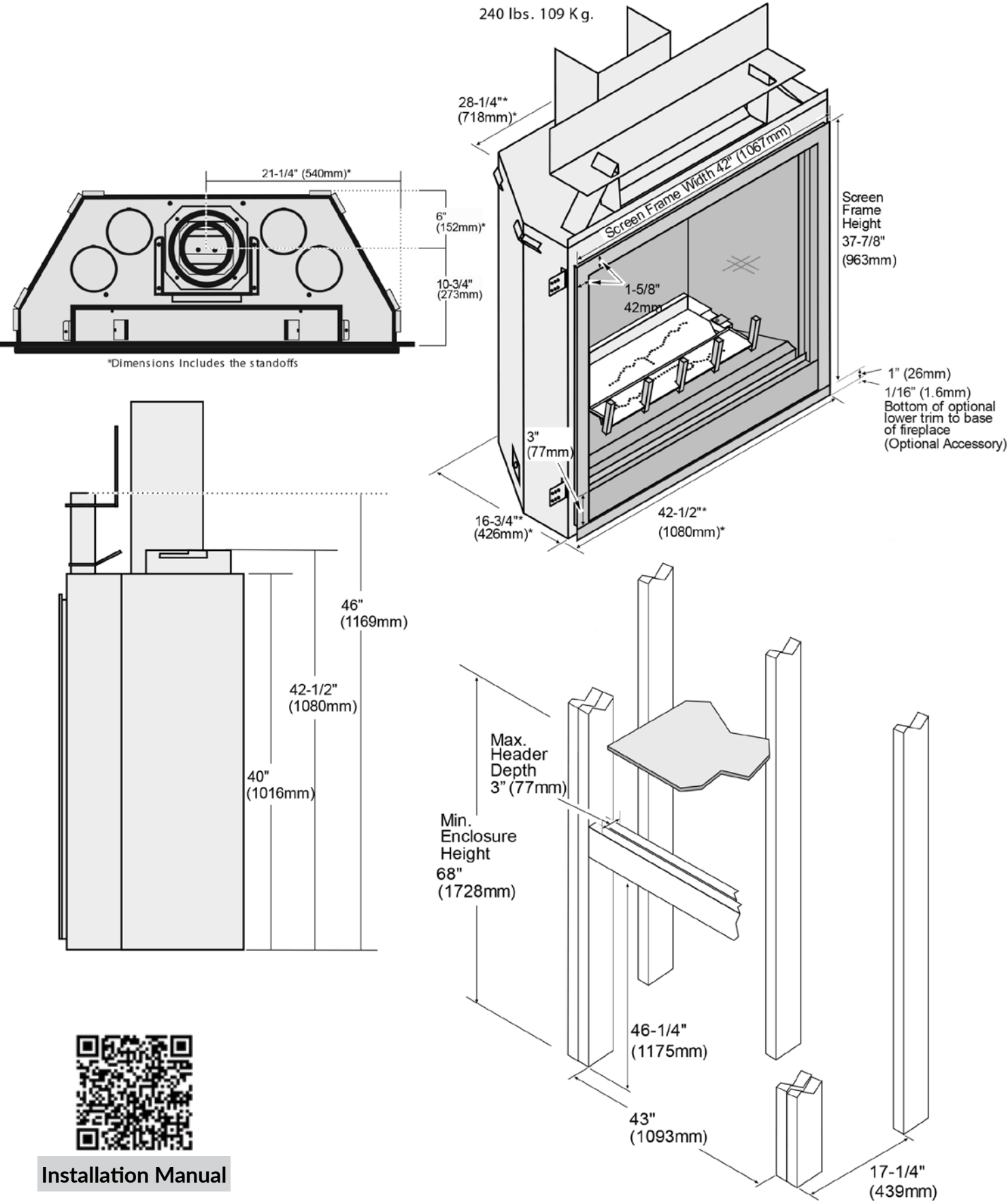


Installation Manual

ProBuilder™ 36 Clean Face See-Thru Framing Guide



ProBuilder™ 42 Clean Face Framing Guide



Installation Manual

FIREPLACE[®] DESIGN MY FIRE BE YOUR OWN DESIGNER

With our New & Enhanced Designer My Fire Web App

Pick your insert, accessories, and extras then snap a photo of your room and upload it to the app to see what your new fire will look like in your room! Visit our website at

FIREPLACEX.COM



Professional Hearth Retailers

Only the most professional specialty hearth retailers are selected to sell Fireplace Xtrordinair[®] fireplaces. They represent our total commitment to exceptional products and excellent service. In addition, they have successfully completed special training programs in the proper selection, installation, and service of all Fireplace Xtrordinair[®] products.

Your professional Fireplace Xtrordinair[®] hearth dealers are experts who can advise you on everything from customizing the color of your appliance to selecting appropriate venting and chimney materials.

Additional Hearth Products

Fireplace Xtrordinair[®] produces a wide variety of quality wood, and gas appliances.

Find your favorite fire today by visiting: www.FireplaceX.com.

Made In America



Our fireplaces are proudly manufactured in America at The House of Fire. If you're ever in the Seattle area, we invite you to take a free tour of The House of Fire world-class manufacturing plant. You will meet the artisans, engineers, craftsmen and crafts women who design and hand build these fabulous fireplaces. Wear comfortable shoes, the factory is eleven acres indoors!


Warranty

Your gas fireplace is backed by a network of Specialty Hearth Dealers and certified factory trained installers. Fireplace Xtrordinair[®] warranties our products to be free from defects in materials and workmanship for a period up to seven years from the date of purchase. All parts, electronics (except light bulbs), and labor are covered for a full two years. Trims are covered for a period of two years. No other manufacturer's warranty can compare.

Tested and List by Omni-Test Laboratories, Inc. Portland, Oregon to ANSI Z21.88-2016, CSA 2.33-2016 and CSA 2.17-2017



Manufactured in Mukilteo, WA
by Travis Industries, Inc.
See our complete line of fireplaces
online at: fireplacex.com



We reserve the right to change and improve our product at any time without prior notification. Please refer to the Owner's Installation Manual for complete installation requirements. Photos and illustrations are for descriptive purposes only. Fireplace Xtrordinair[®] Gas Fireplaces are protected by one or more of the following patents; U.S. 8,469,021, 7,066,170, 6,602,068, 6,443,726, 6,953,037; Canada 2755517 as well as other U.S. and Foreign Patents Pending. - Copyright © 12/2023 #98800875