

NORTHFIELD™ RADIANT MILLIVOLT GAS BURNING STOVE



SMALL CAST IRON STOVE

The Northfield™ MV is the smallest model of Lopi's new moderately priced On Demand Standing Pilot Millivolt Cast Iron Gas Stove Series. This stove features an elegant design with exquisite quality full cast iron construction and high-temperature ceramic glass. The Northfield™ MV provides comforting radiant heat plus natural convection, to deliver optimum warmth to living spaces up to 850 square feet.

RADIANT heat is the cozy, satisfying warmth you can actually feel from any source of heat, such as sitting in front of a campfire or soaking up the rays of the sun. NATURAL CONVECTION occurs as room air in the convection chamber is heated. This heated air rises, drawing cooler room air into the chamber, which in turn heats up and circulates around the firebox continuously.

With the Northfield™ MV, you get MORE HEAT FOR LESS MONEY; that's more features and benefits than any other small gas stove available in its class, making it both a beautiful and economical way to heat your home!

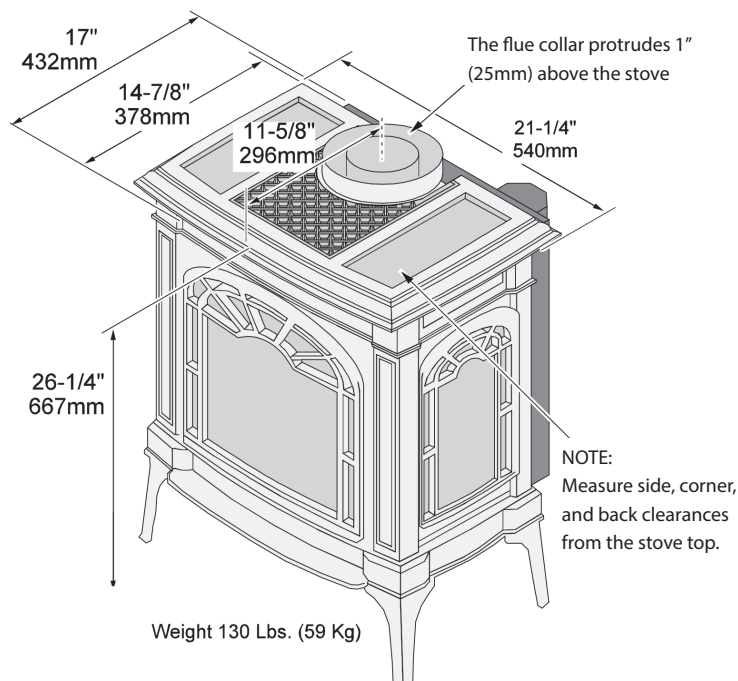
SPECIFICATIONS

- Maximum BTU Input per Hour 22,000 (NG & LP)
- Minimum BTU Input per Hour 12,500 (NG & LP)
- Heating Capacity* Up to 850 sq. ft.
- Canadian P.4.1 Efficiency Up to 56.37% NG
Up to 57.02% LP
- Steady State Efficiency (High) Up to 70.19 % (NG)
Up to 69.47% (LP)
- Weight 130 Lbs (97 Kg)
- Glass Viewing Area 12-1/2" H x 13-3/4" W (172 sq. in.)

*Heating Capacity can be affected by negative pressure in the home and by prevailing atmospheric conditions. Contact local building or fire officials about restrictions and installation requirements in your area.

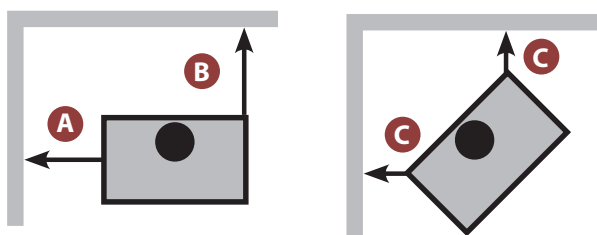
OPTIONS

- 130 CFM convection fan designed to enhance the transfer of heated air throughout the room.
- Wall mounted Basic Remote with ON/OFF and thermostat functions.
- Wired Wall Timer with basic on/off function can be set in 30 minute increments up to two hours.



CLEARANCES TO COMBUSTIBLES

All measurements are to be taken from the stove top to combustible walls.



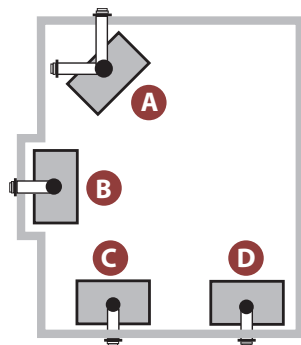
- A - Stove to Sidewall 3-1/2" (89mm)
- B - Stove to Backwall 5" (127mm)
- C - Stove to Corner 1" (25mm)

For straight wall installations the vent is centered 7-1/8" from backwall.

For corner installations the vent is centered 15-3/4" from the wall.

LOCATION OPTIONS WITH DIRECT VENT SYSTEM

Direct Venting System provides for horizontal or vertical venting through the outside wall or ceiling, allowing you to install your stove virtually anywhere in the room. Horizontal venting must rise at least 2' (NG & LP) above stove top before elbowing.



You can install your stove in any of these configurations:

- A - Cross Corner
- B - Flat with Wall/Alcove
- C - Flat on Wall Corner
- D - Flat on Wall

Where would you like the stove to go in your home?

HEARTH PAD:

A non-combustible hearth pad is required when the stove is installed directly on carpeting, vinyl or combustible flooring other than wood.

No hearth pad is required if the stove is installed on non-combustible flooring (tile, stone, brick) or if installed on a wood or wood laminate floor.

